

State of Wisconsin/Department of Transportation
RESEARCH PROGRESS REPORT FOR THE QUARTER ENDING: March 31, 2007

Program: SPR-0010(36) FFY99		Part: II Research and Development	
Project Title: HIPERPAV Wisconsin Implementation		Project ID: 0092-06-08	
Administrative Contact: Nikki Hatch		Sponsor: Wisconsin Department of Transportation	
WisDOT Technical Contact: James Parry		Approved Starting Date: August 11, 2006	
Approved by COR/Steering Committee:		Original End Date: August 10, 2007	
Project Investigator (agency & contact): The Transtec Group, Inc., J. Mauricio Ruiz, P.E.		Current End Date: March 31, 2007	
		Number of Extensions: None	

Percent Complete: 100%

Request a No Cost Time Extension (Please Select One): YES NO

Reason for No Cost Time Extension:

Project Description:

This project consists of conducting a series of training workshops to inform WisDOT staff, contractors, and consultants on the proper use of the HIPERPAV Wisconsin software. This effort includes a total of three workshops in a period of one week. These workshops are planned to be hosted at select locations in WisDOT Regional Offices.

Progress This Quarter:

(Includes project committee mtgs, work plan status, contract status, significant progress, etc.)

During the week of February 26th, the three planned HIPERPAV workshops were conducted in Madison, Eau Claire, and Green Bay Wisconsin. The objective of these workshops was to present and train workshop participants in using the HIPERPAV Wisconsin Program. In addition, a Strategic Meeting was conducted in Appleton Wisconsin on March 2 to summarize feedback received at the workshops, and to further strategize on future implementation activities. A summary of feedback received and minutes on the strategic meeting were submitted to the WisDOT technical contact for this project.

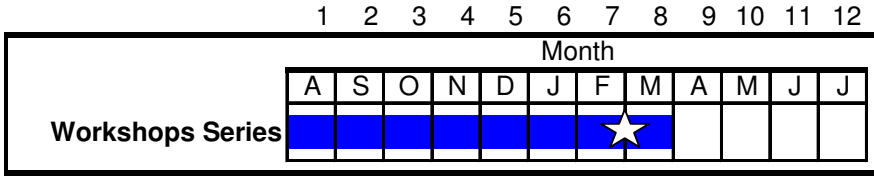
Work Next Quarter:

No work will be performed next quarter. All project tasks have been completed as of March 12, 2007.


Circumstances Affecting Progress/Budget:


None

Gantt Chart:



Legend:

 *Week of workshops*

 *Planned Labor*

 *Completed*